



Application Development for Mobile and Ubiquitous Computing

Seminar Task: first presentation

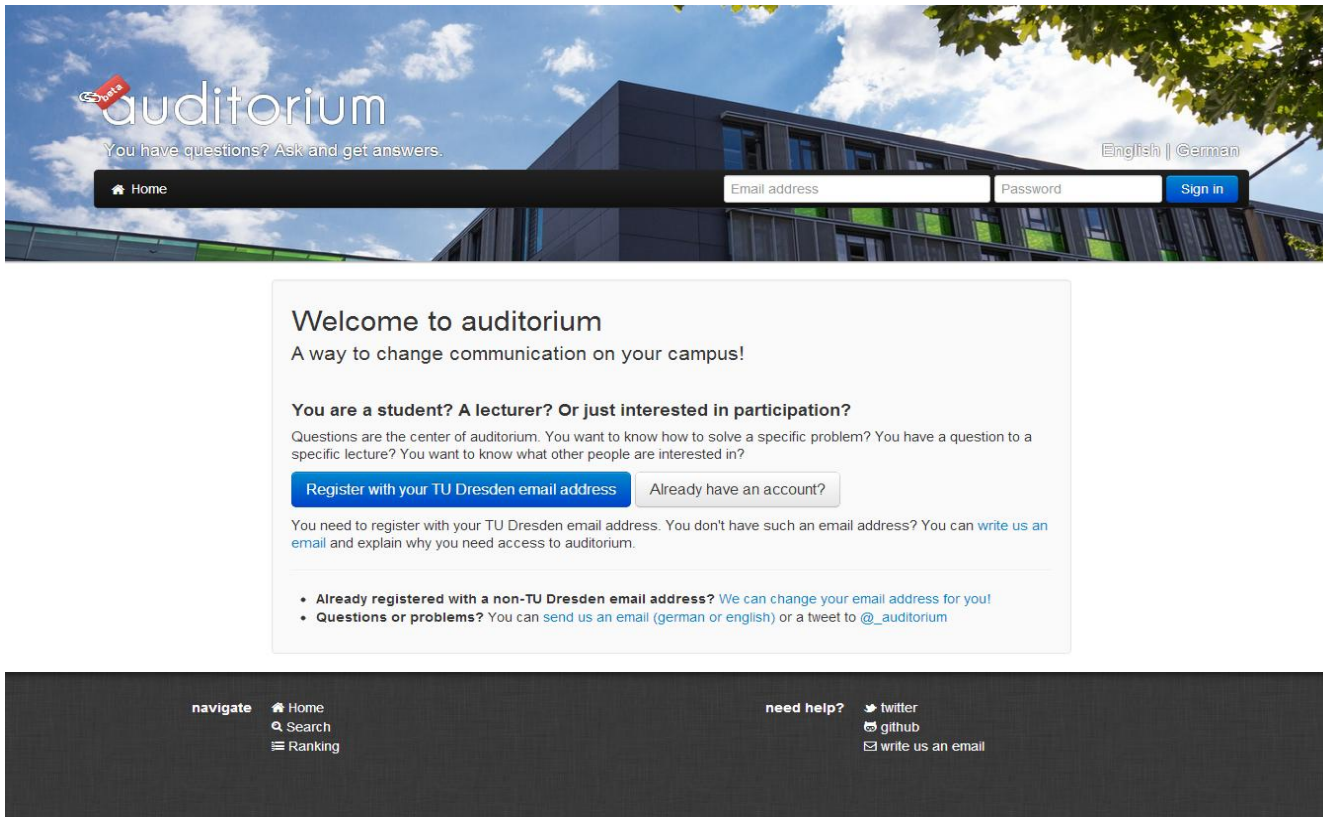
AUDITORIUM

Mobile

Group No.14

Team: **Valentina Pontillo**
Bernardo Plaza

What is Auditorium?



The screenshot shows the Auditorium website interface. At the top, there is a navigation bar with a 'Home' button and a search bar. The main content area features a large banner with the text 'auditorium' and 'You have questions? Ask and get answers.' Below this, there is a 'Welcome to auditorium' section with a sub-header 'A way to change communication on your campus!'. The main text asks if the user is a student, lecturer, or just interested in participation. It provides a 'Register with your TU Dresden email address' button and an 'Already have an account?' link. Below this, there is a paragraph explaining the registration process and a list of links for already registered users and those with questions or problems. The footer contains navigation links (Home, Search, Ranking) and help links (twitter, github, write us an email).

auditorium
You have questions? Ask and get answers.

English | German

Home

Email address Password Sign in

Welcome to auditorium

A way to change communication on your campus!

You are a student? A lecturer? Or just interested in participation?

Questions are the center of auditorium. You want to know how to solve a specific problem? You have a question to a specific lecture? You want to know what other people are interested in?

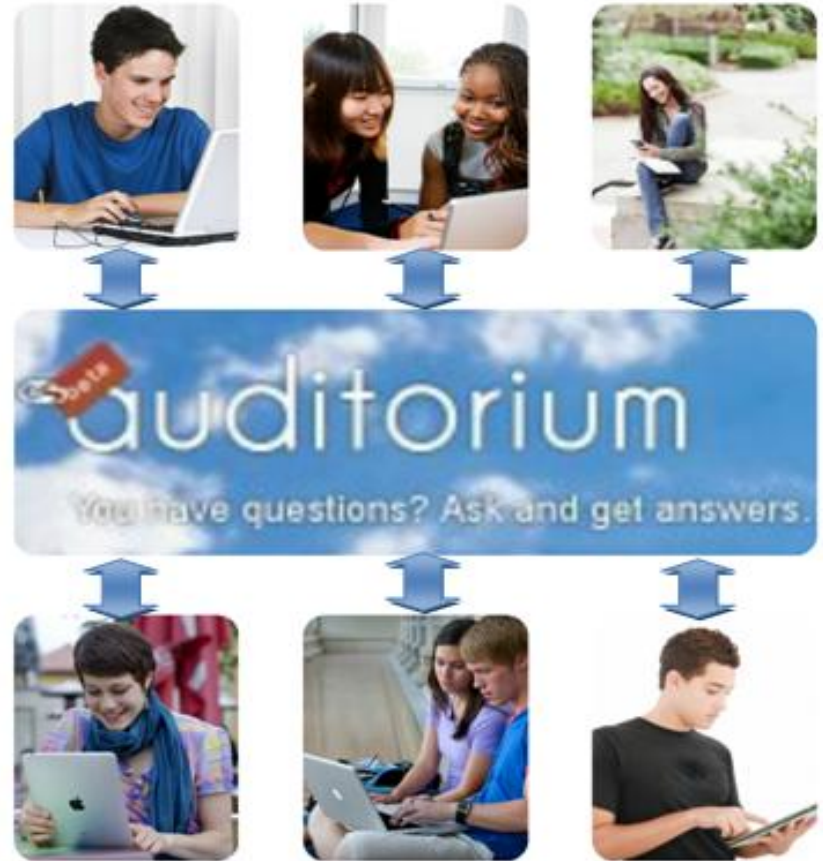
[Register with your TU Dresden email address](#) [Already have an account?](#)

You need to register with your TU Dresden email address. You don't have such an email address? You can [write us an email](#) and explain why you need access to auditorium.

- **Already registered with a non-TU Dresden email address?** [We can change your email address for you!](#)
- **Questions or problems?** You can [send us an email \(german or english\)](#) or a tweet to [@_auditorium](#)

navigate Home Search Ranking

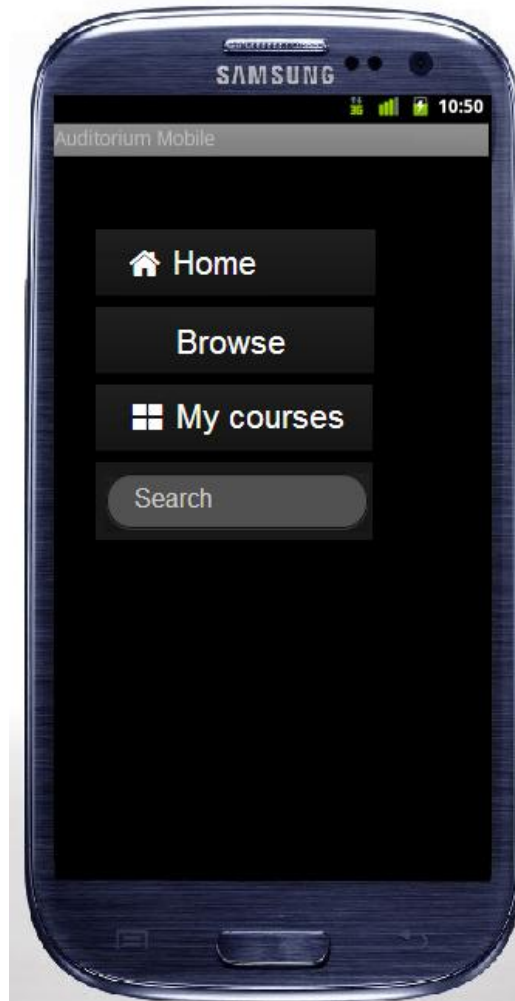
need help? twitter github write us an email



Simple



Usability



Notification




What does it do?

- **Ask and answer questions**

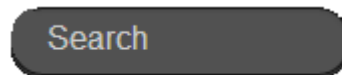


- **Vote questions**

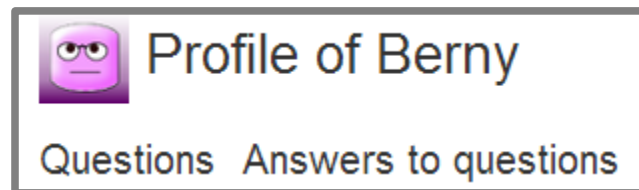


- **Receive a notification**

- **Search**



- **Access to your profile**



❑ **Mobilis** (XMPP based collaboration platform)



❑ **Android**



❑ **Google Cloud Messaging for Android**



□ **User experience's hand**

- Usability
- Faster
- Easier

□ **Developer's hand**

- Implement Android services
- Google Cloud Messaging

- 1. Pre setup phase (at this moment):** be familiar with Android ADK, Auditorium API and Google Cloud.
- 2. Setup phase (in parallel):** requirements analysis, mock-ups, concrete project goals, concepts, start implementation.
- 3. Prototype phase (November):** basic implementation of core features and components, connection to auditorium API and implement notification services.
- 4. Productization phase (End of the year):** test, debug and finalize implementation.

Questions?

Soon in Auditorium mobile...

Thanks for your attention and good luck with your project